

AGRICULTURAL SOCIETIES COUNCIL

OF NSW LTD

LIVESTOCK BIOSECURITY
INFORMATION HANDBOOK

for NSW Country Shows

Written and compiled by John

Lee Director ASC 2015

Updated May 2017

CONTENTS

1. Forward
2. Introduction
3. Exhibitor Information
4. Emergency Animal Disease Action Plan
5. Cattle
6. Horses
7. Sheep
8. Birds
9. Alpaca, Goats, Pigs and similar Animals
10. Dogs

FORWARD

This document is designed to help shows develop their own biosecurity and animal welfare procedures. The development of these procedures is becoming more important as we see disease outbreaks in all types of farm animals occurring more frequently and more cases of litigation being initiated.

As James Jackson (chair, NSW Farmers sheep meat committee) was quoted in 'The LAND' 29/8/2013 as saying -

"Politicians and policy makers like to see the world in black and white. It is much easier to make a decision if the world is neatly packaged into boxes marked right and wrong.

But the real world is not so simple, especially when it comes to making decisions about the welfare of animals under your control"

This may be particularly relevant to our shows as we continually have to make decisions that affect the conduct of the show while keeping in mind all the relevant legislation etc that may affect our decision.

Biosecurity at shows is relevant for all types of livestock that may appear at a show. As show organisers we should be aware of the need for good biosecurity and prior to our show we should develop a biosecurity plan for each section that has animals in it.

In country NSW Shows we might encounter –

Cattle

- Stud dairy cattle
- Stud beef cattle
- Prime cattle
- Cattle for sporting events
- Cattle for young judging events

Horses

- Riding classes
- Sporting events
- Heavy horses

Sheep

- Stud merino sheep
- Stud meat breed sheep
- Prime lambs
- Sheep for sporting events eg shearing, dog trials
- Sheep for young judges events

Poultry and caged birds

Other show animals eg alpacas, dogs, goats, pigs, rabbits

Animals that might be in pet shows and animal nurseries

Hopefully this document will provide some suggestions for you to develop biosecurity plans for the animals that are part of your show.

INTRODUCTION

No one would like to see the demise of any livestock section within any of our shows. However with the increasing number of livestock diseases appearing in and around our state we need to consider biosecurity options for our shows.

We don't want to regulate shows to the extent that it becomes too difficult for exhibitors and therefore discourages them from entering our show, but on the other hand we need to provide an environment that is as safe as possible for all our exhibitors.

What is biosecurity? Biosecurity is the management of risks, to the economy, the environment and the community, of pests and diseases entering, emerging, establishing or spreading.

Good show biosecurity covers a range of practices which help keep livestock, at our shows, free of pests and diseases.

Implementing biosecurity measures at your show doesn't have to be difficult or expensive.

What is animal welfare? Animal welfare involves all the practices we employ in handling, transporting, housing and displaying animals at the show. It is important that we are seen to be implementing "best practice" in all these areas.

Increased exposure, particularly on the social media, means that we are under increasing public scrutiny, particularly from animal welfare groups. Many of these groups may be hostile toward practices we employ.

Diseases Some diseases that we may encounter eg. Hendra are notifiable diseases under the Stock Disease Act. This means that there is a legal obligation to notify authorities if you know or suspect that an animal has one of these diseases.[See Appendix 1 A] Notifiable animal diseases in NSW]

Other diseases eg. Pestivirus or Leptospirosis may be present in our area but it is not mandatory to report them.

Regardless of the disease status we should have an action plan to deal with any situation that may arise from the detection of any disease during our show.

Risk Management

As part of your Show management A Risk Management Plan should be in place. A good risk management plan would also include a Biosecurity Plan.

A Biosecurity Plan may identify all areas where livestock are housed and enter and exit the showground and other information that may be useful in an emergency situation. [see Appendix 1B for an example of how this may be done.] The development of a Biosecurity Plan, including an Emergency Animal Disease Action Plan, detailing what the Chief Steward of each section with livestock should do in an emergency, can also form part of your Risk Management Plan.

This information should be placed in a central location where it can be accessed by authorities in case of an emergency

EXHIBITOR INFORMATION

Your show may wish to include an information sheet, with entry forms, to inform exhibitors as to what they can expect at your show. Some or all of the following may be relevant to include in an information sheet.

..... Show Society is aware that biosecurity is an important issue when you consider exhibiting your livestock at our show. We have endeavoured to provide an environment that is as pest and disease free as possible in a show environment.

However, while we continue to try to provide a safe environment for our exhibitors, you are ultimately responsible for your own biosecurity. You should make your own risk assessment of our facilities and act accordingly.

The following advice from Animal Health Australia may help you make valid decisions –

Responsibility for biosecurity doesn't end when your livestock leave the farm gate. By implementing good management practices in your farming operation, you'll be playing an important role in protecting your region, and possibly the entire industry, from devastating disease outbreaks.

These practical measures will help ensure your biosecurity practices extend into the wider community:

Moving animals off your property -

- *make sure your animals are fit to travel before loading. Diseased/injured animals should not be moved off property and if necessary you should seek veterinary attention.*
- *supply a NVD/TSS and animal health declaration*

Taking animals to shows –

- *ensure pens/housing areas are clean before they enter*
- *feed and water your livestock separately, if possible*
- *never share equipment – if you must, always clean and disinfect before and after use*
- *isolate any returning stock for 10 days to allow for weed seed elimination and signs of diseases and pests*

Further information that can assist you in making an informed decision can be found at www.farmbiosecurity.com.au

EMERGENCY ANIMAL DISEASE ACTION PLAN (EADAP)

An Emergency Animal Disease Action Plan allows for planning, by your show society, prior to and during your show and details the actions (and responsibilities) that are to be undertaken in the event that an emergency disease outbreak is suspected during your show.

A. Important Contact Details

- Showground PIC number
- Consultant Veterinarian *Name* *Contact Number*
- District Veterinarian Officer *Name* *Contact Number*
- Show Section (Stud Cattle, Merino Sheep etc)
- Chief Steward *Name*..... *Contact Number*.....
- Emergency Animal Disease Watch Hotline 1800 675 888

B. Management Commitment

Management undertakes that unfamiliar signs of disease will be investigated, and the following actions undertaken, without delay, if an emergency disease is suspected.

C. Action Plan

- Contact the relevant authorities through the district veterinary officer
- Follow all instructions as directed by the relevant authority
- Ensure suspect livestock are isolated within the showground
- Ensure companion animals of the suspect livestock are segregated from other livestock
- Ensure movement of all other livestock within the showground is restricted
- Remove unnecessary personnel from livestock areas
- Ensure all relevant staff/committee are made aware of the actions being taken and their individual responsibilities toward the action plan

An example of an Emergency Animal Action Plan used by one country show can be found in Appendix 1 B].

While developing an Emergency Animal Disease Action Plan for your show, you might find it pertinent to develop an Animal Incident Report form that can become part of your records for future reference. [See Appendix 1 for an example]

CATTLE

NSW Country Shows may have -

- Stud Beef Cattle
- Stud Dairy Cattle
- Prime Cattle
- Cattle for sporting events eg. camp draft, cattle dog trials
- Cattle for other purposes eg young judging competitions, animal nurseries at their show.

It is recommended that each section involved with cattle at the show –

- Require a completed NVD Cattle form before unloading the cattle. ‘NLIS Cattle: Guidelines for NSW shows and sporting events’ may help with this. [see Appendix 2 A]
- Require each exhibitor to provide a completed ‘National Cattle Health Declaration’ [see Appendix 2 B]
- Decide prior to the show, and communicate to exhibitors, minimum health status requirements for your show eg. Does your show follow the ASC Pestivirus recommendations and require a PI negative test. [see Appendix 2 C]
- Add a disclaimer to their cattle nomination form, signed by the owner/exhibitor, to the effect that *“at the time that the animal/exhibit was presented at the Show, the animal/exhibit was, to the best of the knowledge of the owner/exhibitor, fit and healthy”*
- Provide any special requirements requested by the owner/exhibitor eg. Facilities for BJD MAP herds [see appendix 2 D] or advise the owner/exhibitor they are unavailable.
- Complete an Emergency Animal Disease Action Plan prior to the show and communicate to all stewards, in the section, their responsibilities. (EADAP information has been included in this document.)
- Provide an area where injured or ill animals can be held away from the general public.

Some of these recommendations may not be relevant to some sections eg to cattle used in sporting events.

HORSES

Most country shows in NSW have some horse events. This brings together horses from diverse backgrounds and originating from a large geographical area. This increases the potential for the spread of disease.

In recent times Hendra, Strangles and Tetanus have all occurred in horses in NSW.

It is recommended that each section involved with horses at the show –

- Assess the likelihood of any horse specific diseases occurring in their area and plan appropriately. (see Appendix 3 A] Horse Events: Biosecurity guidelines for organisers and competitors 3 B] Hendra Virus and 3 C] Strangles)
- Requires all owners/exhibitors entering the showground to provide an appropriate 'horse health statement' before unloading any horses. A copy of NSW Pony Club Horse Health Declaration can be found in Appendix 3 D]. The 'horse health statement' may be this document or modified from this document or as simple as a disclaimer added to the horse nomination form, signed by the owner/exhibitor, to the effect that - *"at the time the animal/exhibit was presented at theShow, the animal/exhibit was, to the best of the knowledge of the owner/exhibitor, fit and healthy"*
- Require a PIC number for each horse; this may/should appear on the nomination form. A copy of information regarding PIC requirements for horse owners can be found in Appendix 3 E].
- All owners/competitors should be responsible for their own and their horse's hygiene while on the showground.
- Provide any special requirements requested by the owner/exhibitor eg. Separate stable facilities for vaccinated/non-vaccinated horses, or advise the owner/exhibitor they are unavailable.
- Complete an EADAP prior to the show and communicate to all the stewards, in the section, their responsibilities.
- Provide a quarantine area where injured or ill animals can be held away from the general public.

SHEEP

NSW Country Shows may have sheep in any or all of the following sections at their show.

- Stud Merino Sheep
- Stud Meat Breed Sheep
- Prime Lambs
- Sporting events eg. shearing competitions, sheep dog trials
- Sheep for other purposes eg young judging competitions, animal nursery

It is recommended that each section involved with sheep at the show –

- Require a completed NVD Sheep form before unloading the sheep.
- Require each exhibitor to provide a completed 'National Sheep Health Statement' (SHS) (see Appendix 4 A)]
- Add a disclaimer to their sheep nomination form, signed by the owner/exhibitor, to the effect that *"at the time that the animal/exhibit was presented at the Show, the animal/exhibit was, to the best of the knowledge of the owner/exhibitor was, fit and healthy"*.
- Decide if any particular disease prevention strategies are to be employed at your show. (see Appendix 4 B] Ovine brucellosis, C] Ovine Johne's disease, D] Footrot in Sheep and Goats.)
- Provide any special requirements requested by the owner/exhibitor or notify them that they are unavailable.
- Complete an Emergency Animal Disease Action Plan prior to the show and communicate to all stewards, in the section, their responsibilities. (EADAP information has been included in this document.)
- Provide an area where injured or ill animals can be held away from the general public.

Some of these recommendations may not be relevant to some sections eg to sheep used in sporting events.

BIRDS

NSW Country Shows may have at their shows–

- Poultry competitions
- Caged Bird competitions – canaries/finches/parrots etc.
- Birds in pet shows
- Birds in animal nurseries

It is recommended that each section involved with poultry and caged birds at the show –

- Require a PIC no. [exhibitors with 100 or more birds – see Appendix 5 – Property Identification Codes] or some form of traceability back to property of origin [see Appendix 5B – Biosecurity tips for bird shows.
- Decide prior to the show, and communicate to exhibitors, minimum health status requirements for your show eg: Does your show have any special requirements regarding diseases such as Newcastle disease or Avian Influenza [see appendix 5C Avian Influenza (Bird Flu): poultry and bird facts].
- Add a disclaimer to their bird nomination form, signed by the owner/exhibitor, to the effect that “at the time that the bird/exhibit was presented at theShow, the bird/exhibit was, to the best of the knowledge of the owner/exhibitor, fit and healthy”
- Complete an Emergency Animal Disease Action Plan prior to the show and communicate to the Stewards, in the section, their responsibilities. (EADAP information has been included in this document.)
- Provide an area where injured or ill birds can be held away from the general public.

Some of these recommendations may not be relevant to some sections.

ALPACA, GOATS, PIGS AND SIMILAR ANIMALS

NSW Country Shows may have any of these animals at their show as –

- Stud animals in judging competitions
- Displays and demonstrations eg. Alpaca shearing.
- Part of an animal nursery.
- Involved in pet competitions.
- For other purposes eg. Young Judging competitions.

It is recommended that each section involved with any of these animals at the Show –

- Require a completed NVD/TSS form eg. NVD and waybill – Goat industry or Pigpass, if these industry documents are available before unloading the stock.
- Require each exhibitor to provide a completed “National Health Declaration [see Appendix 6A] for examples of various Health Declarations.
- Decide prior to the Show, and communicate to exhibitors, minimum health status requirements for your Show eg. Does your Show require proof of vaccination for any particular disease.
- Add a disclaimer to their nomination form, signed by the owner/exhibitor, to the effect that “at the time that the animal/exhibit was presented at the Show, the animal/exhibit was, to the best of the knowledge of the owner/exhibitor, fit and healthy.
- Provide any special requirements requested by the owner/exhibitor or advise the owner/exhibitor they are unavailable.
- Complete an Emergency Animal Disease Action Plan prior to the Show and communicate to all stewards, in the section, their responsibilities. (EADAP information has been included in this document.)
- Provide an area where injured or ill animals can be held away from the general public.

Some of these recommendations may not be relevant to some sections.

DOG

NSW Country Shows may have –

- Stud Dog competitions.
- Working Dogs – Sheep/Cattle dog trials.
- Dogs in animal nurseries.
- Dogs in pet shows.
- Dogs in other situations at their Shows.

It is recommended that each section involved with dogs at the Show –

- Keep a record of owner and place of origin of each animal.
- Decide prior to the Show, and communicate to exhibitors, minimum health requirements for your Show, eg. Proof of vaccination is required and what diseases it is required for eg. Parvovirus, Distemper, Kennel Cough.
- Add a disclaimer to their nomination form, signed by the owner/exhibitor, to the effect that “at the time the animal/exhibit was presented at the Show, the animal/exhibit was, to the best of the knowledge of the owner/exhibitor, fit and healthy”.
- Complete an Emergency Animal Disease Action Plan prior to the Show and communicate to all stewards, in the section, their responsibilities. [EADAP information has been included in this document].
- Provide an area where injured or ill animals can be held away from the general public.
- Be aware of, and implement, legal requirements required in the event of selling or giving away puppies or dogs. For example before a pup can be given away from an animal nursery it has to be micro chipped and vaccinated.

Some of these recommendations may not be relevant to some sections.

Appendix 1

A] Notifiable animal diseases in NSW- DPI Primefact 1335

B] Emergency Animal Disease Action Plan

C] Animal Incident Report



[REDACTED] SHOW SOCIETY INC
CHIEF STEWARD'S
EMERGENCY ANIMAL DISEASES ACTION PLAN (EADAP)
AND
ANIMAL INCIDENT REPORT (AIR)

CHIEF STEWARD'S EADAP -

PRIOR TO EVENT:

MAKE SURE PROSPECTIVE COMPETITORS KNOW ABOUT OUR EADAP AND WHAT INFORMATION WE WILL NEED FROM THEM (PIC, CONTACT INFO. ETC)
(IDEALLY THIS WOULD GO INTO YOUR APPLICATION/ENTRY FORMS OR SHOW BOOKLET)

ENSURE YOU COLLECT YOUR CONTACT DETAILS SHEET

CHECK ANY APPLICABLE ANIMAL HEALTH DECLARATIONS OR TSS's ARE COMPLETED

BRIEF YOUR STEWARDS/HELPERS -

- INFORMATION TO BE HANDED TO COMPETITORS
- INFORMATION TO BE COLLECTED FROM THEM
- WHAT TO DO IF AN ANIMAL IS SICK

AS COMPETITORS ARRIVE:

PROVIDE THEM WITH AN INFORMATION SHEET RE YOUR EVENT'S EADAP (FLOWCHART OF INFO - THIS WILL INCLUDE A SITE MAP SHOWING 'QUARANTINE' AREA)
(sample attached)

IF THEY PAY THEIR ENTRY AND ARRIVE ON THE DAY – PROVIDE THEM WITH THE INFORMATION SHEET

HAVE A SYSTEM OF COLLECTING THEIR DETAILS AND FORWARD TO CHIEF STEWARD
(EG AT ENTRY BOOTH, RING TICKET BOOTH)

COMPILE LIST OF COMPETITORS, THEIR PIC AND DETAILS OF THEIR METHOD OF TRANSPORT (EG TRUCKING COMPANY DETAILS)

CHIEF STEWARD'S ACTION PLAN - DURING EVENT:

IF AN ANIMAL APPEARS SICK:

ISOLATE ANIMAL -

IF IT CAN'T BE MOVED

**IN RING OR SHOWING ARENA
(INFORM RINGMASTER IF
NECESSARY)**

IF STILL IN STALLS

**ISOLATE ANIMAL (AND
COMPANION ANIMALS) IN STALL
DON'T ALLOW OTHER STOCK TO
RETURN TO STABLE/STALLS**

IF ALREADY OUT

MOVE ANIMAL TO 'QUARANTINE AREA'

CONTACT YOUR SHOW'S VET

**ENSURE YOU HAVE SHOW ANIMAL
INFORMATION SHEET TO HAND
(SEE SEPARATE SHEET)**

And

CONTACT YOUR SHOW'S BIO-SECURITY OFFICER

FOLLOW VET INSTRUCTIONS

**MAY REQUIRE LOCKDOWN
(NB: LOCAL VET CAN'T AUTHORISE)
MAY REQUIRE AREA DECONTAMINATION**

IF UNAVAILABLE

**CONTACT DISTRICT VET
OR
EMERGENCY ANIMAL DISEASES
HOTLINE FOR INSTRUCTIONS**

**DON'T ALLOW HELPERS/MEMBERS OF THE PUBLIC INTO THE
AREA UNTIL THE AREA IS CLEARED BY THE VET**

CHIEF STEWARD'S EADAP INFO SHEET:

(CHIEF STEWARD WILL NEED TO HAVE THIS COMPLETED PRIOR TO PHONING
EVENT VET + FILL OUT EXTRA FORM TO LEAVE AT SECRETARY'S OFFICE)

	NAME AND CONTACT NUMBER
CHIEF STEWARD LOGGING CALL	
SHOW VET CONTACT	
YOUR SHOW'S BIO-SECURITY OFFICER	
DISTRICT VET	
EMERGENCY ANIMAL DISEASES HOTLINE	1800 675 888
SHOWGROUND PIC	
OWNER'S NAME/CONTACT INFO	
ANIMAL'S ON-SITE MANAGER/HANDLER	
ANIMAL'S PIC OF ORIGIN ('HOME') + LAST PIC (IF TRAVELLING)	
TRUCKING COMPANY (IF REQUIRED) AND CONTACT	

NOTES:

1. Make sure you have permission from your 'honorary' vet to be included
2. Your bio-security officer – should be someone with authority who can work with vet/govt. agencies to order and supervise lockdown or other measures
3. Animal's 'manager/handler' – refers to the possibility of professionals leasing animals or travelling with animals as handlers; owners might not be present
4. Animal's PIC – needs to be where the horse 'lives'; we might also need to know where it was last housed eg if travelling and stopping at a showground on the way.

SHOW SOCIETY -

COMPETITORS' EMERGENCY ANIMAL DISEASES ACTION PLAN:

PRIOR TO EVENT:

- ENSURE YOU KNOW YOUR PIC
- HAVE CONTACT INFO HANDY –
FOR YOURSELF
FOR OWNER IF YOU ARE COMPETING WITH BORROWED
ANIMALS
TRUCKING COMPANY IF APPLICABLE
- COMPLETE ANY REQUIRED ANIMAL HEALTH STATEMENT(S)

DURING EVENT:

***ENSURE YOU ADOPT APPROPRIATE HUMAN AND ANIMAL
HYGIENE PRACTICES***

IF YOUR ANIMAL OR OTHERS IN NEARBY STALLS APPEARS SICK:

- DO NOT TAKE ANIMAL INTO RING
- LEAVE ANIMAL IN STALL
- CONTACT CHIEF STEWARD IMMEDIATELY
- DON'T LEAVE GROUNDS
- KEEP PEOPLE AND OTHER ANIMALS AWAY

IF ALREADY IN THE RING:

- ADVISE CHIEF STEWARD (OR RINGMASTER OR COMMITTEE
MEMBER)
- FOLLOW INSTRUCTIONS

*(THIS WILL REQUIRE A SIGN IN STALL AREA WITH CHIEF STEWARD'S
CONTACT PROCEDURE – EITHER DIRECT MOBILE (COMPETITORS WILL
OFTEN HAVE THIS ANYWAY) – OR CONTACT VIA SECRETARY'S OFFICE.*

SHOW SOCIETY – ANIMAL INCIDENT REPORT (AIR)

IF ANY EVENT OCCURS THAT RESULTS IN INJURY TO ANY ANIMAL, ENSURE YOU COMPLETE THIS FORM – HAND IN TO SECRETARY'S OFFICE AT END OF SHOW. IF ANY MINOR REPAIRS OR IMMEDIATE CHANGES TO EQUIPMENT OR FACILITIES ARE NEEDED DURING THE SHOW, THE CHIEF STEWARD CAN AUTHORISE THIS. IF MAJOR, CONSULT WITH PRESIDENT FIRST.

INCIDENT DETAILS:

DATE: _____

TIME: _____

LOCATION: _____

DESCRIPTION OF EVENT:

(What happened; how; were people involved)

WHAT HAPPENED TO ANIMAL:

(Was it injured; was vet. required; was animal returned to stalls, did it cause injury to other animals, etc)

WHAT ACTION WAS REQUIRED BY CHIEF STEWARD/COMMITTEE?

(Were repairs required; was an event delayed)

WHO WAS PRESENT?

(Chief Steward, helpers, members of the public)

Appendix 2

A] NLIS Cattle: Guidelines for NSW shows and sporting events- www.dpi.nsw.gov.au/publications

B] National Cattle Health Declaration – www.farmbiosecurity.com.au/toolkit/declarations-and-statements

C] ASC Pestivirus recommendations

D] Bovine Johne's Disease – www.animalhealthaustralia.com.au

E] Bovine Pestivirus Infection

Appendix 2C



RECOMMENDATIONS TO SHOWS CONDUCTING CATTLE COMPETITIONS

MEASURES TO MINIMISE RISKS OF BVDV TRANSMISSION IN SHOW CATTLE

Bovine pestivirus or BVD virus is usually transmitted by close contact between a persistently infected (PI) and a susceptible animal. If the susceptible animal is pregnant, there is a high risk of reproductive failure. The persistently infected animal sheds large amount of virus in virtually all of its secretions and excretions, including urine, faeces, nasal and ocular discharges, semen, uterine and vaginal fluids and milk. While the virus can be spread by aerosol (through the air) in fine droplets, the distance of this spread is limited. BVD virus can survive in the environment for a few hours but is inactivated by exposure to sunlight, high temperatures and desiccation. Factors that protect the virus from sunlight or drying out (eg cool, moist cloudy days or in manure pats) will delay inactivation of the virus. Cool moist, cloudy weather can extend virus survival for several days and up to 2 weeks in cattle dung.

To protect our stud breeders and the integrity of country shows the following guidelines will come into effect on 1st January 2013:

- Stud cattle section permitting only BVDV free (non-PI) animals to enter a show;
- Ensure complete segregation of commercial and known tested negative (Non-PI) (stud) animals;
- Untested animals should be separated at all times from susceptible animals by a distance of at least 10 metres;
- Susceptible females should be excluded from any area that has been occupied by untested animals for at least 24 hours unless all surfaces are hard and impervious and can be easily washed down. Such surfaces (eg concrete floors and rails) should be thoroughly washed down and allowed to dry;
- It is preferable for grassed areas to be utilised first by tested animals;
- In any grassed areas that must be used first by untested animals, once the untested cattle have been removed, all manure should be collected and the area left unoccupied for as long as possible and at least overnight;
- Ensure that vehicles and equipment used with untested animals are not used for tested negative animals until they have been thoroughly washed (liberally with water followed by a sanitiser such as an iodophor product) and allowed to dry.
- Shows conducting hoof and hook competitions, commercial cattle sections or sporting events, where untested cattle are involved, to carry out a risk assessment.
- Ensure that separate loading facilities are available for stud and non-tested cattle
- Led steers that are being housed and or judged on the same area as stud animals need to be Non PI.

5.09.12

Agricultural Societies Council NSW Ltd
president@agshowsnsw.org.au

Johne's Disease Market Assurance Program for Cattle (CattleMAP)

Guidelines for Show Cattle Stewards

About the Cattle Market Assurance Program (CattleMAP)

CattleMAP is Australia's Johne's Disease Market Assurance Program for Cattle. It is part of the national effort to control Johne's disease. CattleMAP is one of a number of Market Assurance Programs developed by the livestock industries, government and the veterinary profession. The MAP's are coordinated nationally by Animal Health Australia.

The role of the MAP is to:

- Provide a source of low-risk replacement cattle for herd owners who want to avoid introducing infection
- Facilitate the movement of low-risk cattle between zones
- Demonstrate the status of herds so that breeding of herd replacement cattle can be sold with confidence
- **Reduce the risk of Johne's disease being spread at events such as shows and sales**

Planning for your Show

Decide well in advance of the event, whether the venue will be audited or not. Although it is not compulsory that venues be audited, it is recommended. Participation in the audit process has benefits for both show organisers and to the exhibitors.

It is a requirement that CattleMAP producers should only show at showgrounds where the assurance of their herd is not compromised. (This should be the producers responsibility)

Determine who will be conducting the audit. The Auditor must be an approved MAP Veterinarian.

Relevant rules and regulations of the CattleMAP can be found at

<http://www.animalhealthaustralia.com.au/programs/johnes-disease/market-assurance-programs-maps/cattlemap-manual/>

particularly refer to Appendix 3

If you audit your showground ensure that the Certificate of Compliance is displayed for exhibitors to see on arrival before unloading.

Competitor Arrival

Ensure that assessed cattle and non-assessed cattle are kept separated.

Dairy Cattle should be segregated from beef cattle and should take into account MAP status.

As a minimum standard dairy cattle should be segregated as follows:

1 High assurance: cattle from CattleMAP herds or with a Dairy Assurance Score 7 or more.

2 Low-medium assurance: cattle with a Dairy Assurance Score of 2 to 6.

3 Low assurance: cattle with a Dairy Assurance Score of 0 or 1.

Beef Cattle segregation should take into account MAP status.

As a minimum standard beef cattle should be segregated as follows:

1 High assurance: cattle from CattleMAP herds, Check Test, Tested to MAP standard or Tested 4YOherds, cattle from NA herds in the BJD Protected Zones and cattle accompanied by a *beef only* Declaration

2 Low-medium assurance: other beef cattle

Separation should prevent movement of manure or contaminated food, water or bedding between animals with different levels of assurance. This should be achieved by physical means including a minimum distance of 2 metres or a solid wall 1 metre high. MAP cattle must not share watering troughs, washing areas or tie-up points with other cattle.

Show Hygiene

The show committee should ensure that stalls and surrounds are thoroughly cleaned before the show. During the show procedures should be in place to enable the regular collection and removal of manure from common areas including laneways, rings and judging areas.

Exhibitors should be responsible for providing their own feed and water containers, equipment for mucking out stalls and adequately supervising their animals.

Bovine Pestivirus Infection

NSW DPI Primefact 795

Go to www.dpi.nsw.gov.au/primefacts

Appendix 3

A] Horse Events: Biosecurity guidelines for organisers and competitors – DPI Primefact 1113

B] Hendra Virus – DPI Primefact 970

C] Strangles – DPI Primefact 648

D] NSW Pony Club Horse Health Declaration

E] Property Identification Codes - New Requirements for Horse Owners – www.dpi.nsw.gov.au



Horse Health Declaration



EVENT:

Owner and/or person in charge of horse - Please provide details of both if different **Date:**

Full name:			
Full address: (residential)		Postcode:	
Phone number:		Mobile number	
Email:			

Property of Origin of Horses

Full address: if different to above		Postcode:			
PIC number:					
Breed	Description/ Sex	Microchip No/ Brands	Registered name	Stable Name	Has the horse been HeV vaccinated? If so date of currency
Thoroughbred	Chestnut gelding	9390000005624631	May Lodge Fudge	Fudge	

Are you stabling horse/s overnight? (Please tick) Yes No

Declaration by owner or person in charge of horse/s

I, declare that the horse/s named above has / have been in good health, eating normally and not shown signs of illness during the last 3 days leading up to this event . I give my authorisation for the Event committee/TD to call for veterinary inspection of the horse/s named above, should they be showing signs of illness at any time during the course of the event. I agree to pay any veterinary fees incurred as a result of this veterinary examination.

I AGREE TO ENSURE THAT:

1. If required before movement, all horses will be shampooed, rinsed and allowed to dry, and their hooves will be picked clean of all solid material and washed with shampoo.
2. All vehicles and equipment accompanying the horses shall be in a clean condition at the start of travel to the above mentions event.
3. The information contained in this Horse Health Declaration is true and correct to the best of my knowledge.
4. I agree to abide by all conditions and directions of the PCA NSW rules and regulations and Event organisers.
5. I acknowledge that failure to comply with the above may result in refusal of entry to the venue, disqualification or other disciplinary action as decided by PCA NSW Judiciary / Disputes Committee.
6. In the event of horse movement restrictions, each participant will be responsible for the full care, maintenance and cost of their horse including feeding, agistment and veterinary costs.

Signature _____ Printed Name _____ Date _____

This section for event organizers to complete

The above horse has undergone a visual check and at this stage is deemed to be fit to enter the venue. If at a later time this horse shows any symptoms which may pose a biosecurity risk this horse will be re-accessed and may be quarantined.

Signed _____ Printed Name _____

Appendix 4

- A] National Sheep Health Statement – www.farmbiosecurity.com.au/toolkit/declarations-and-statements
- B] Ovine Brucellosis – DPI Primefact 472
- C] Ovine Johne’s disease – DPI Primefact 661
- D] Footrot in Sheep and Goats – DPI Primefact 265

Appendix 5

- A) **Property identification codes** or www.dpi.nsw.gov.au
- B) Biosecurity Tips for Birds at Shows – www.dpi.nsw.gov.au
- C) Avian Influenza (Bird Flu) – Poultry and Bird Facts. NSW DPI Primefact No. 111
- D) Moving Poultry into and within NSW – NSW DPI Primefact No. 954 A] Property Identification Codes –(Local Land Services

Appendix 6

- A] National Goat Health Declaration–
- B] Alpaca and Llama Herd Health Status Declaration for Shows and Sales
-
www.farmbiosecurity.com.au/toolkit/declarations-and-statements/

Appendix 7

- A] Parvovirus – Australian Veterinary Association – News – Parvovirus.
- B] Distemper in Dogs – Search - Signs, Diagnosis and Treatment of Distemper.

Videos



[Home](#) > [Toolkit](#) > Declarations and statements

Declarations and statements

Animal health statements/Declarations

National animal health statements are a way for producers to provide information about the animal health status of their flocks and herds. Buyers should ask for a copy and use the information provided to determine the health risks associated with the animals offered for sale.

[National Cattle Health Declaration](#) 

[National Cattle Health Declaration](#)  (fillable form)

[National Goat Health Declaration](#) 

[National Goat Health Declaration](#)  (fillable form)

[National Sheep Health Statement](#) 

[National Sheep Health Statement](#)  (fillable form)

[Dairy BJD Assurance Declaration form](#) 

[National South American Camelid Declaration and Waybill](#) 

Show health declarations

Agricultural Show societies require exhibitors to complete a declaration on the

Secure your farm

...against diseases, pests and weeds

Subscribe to our newsletter

Farm Biosecurity News

Create or update
your farm profile

Latest news

Are you planning a show or exhibition next year?

Showing off prize sheep easier from 1 Jan 2014

New animal health tools now available

Assess your risk with revised Sheep Health Statement

health status of animals participating in shows as part of showground biosecurity and the management of animal health.

Important update for sheep and cattle producers

In March 2013 the Federal Council of Agricultural Societies (FCAS) agreed that the National Cattle Health Statement would become the Herd Health Status and Declaration Form for Shows and Sales for beef and dairy cattle.

As of 1 January 2014 the FCAS requires sheep producers to use the National Sheep Health Statement, which replaces the Sheep Show and Sale by Exhibition form.

[Alpaca and Llama Herd Health Status Declaration for Shows and Sales](#) 

[Alpaca and Llama Herd Health Status Declaration for Shows and Sales](#) 

Beef cattle: Please use the [National Cattle Health Declaration](#)  or the [National cattle Health Declaration](#)  (fillable form)

Dairy cattle: Please use the [National Cattle Health Statement](#) 


Sheep producers: Please use the [National Sheep Health Statement](#) 


[Goat Herd Health Status Declaration for Shows and Sales](#) 


[Goat Herd Health Status Declaration for Shows and Sales](#) 


Show, sale and exhibition venue audits

Show societies that have exhibitors whose stock are part of an Australian Johne's Disease Market Assurance Program (MAP Program) are required to have the showground facilities audited to ensure the biosecurity requirements of the MAP program are met.

[AlpacaMAP show, sale & exhibition venue audit form and certificate of compliance](#) 

[AlpacaMAP show, sale & exhibition venue audit form and certificate of compliance](#) 

[CattleMAP show, sale & exhibition venue audit form and certificate of compliance](#) 

[CattleMAP show, sale & exhibition venue audit form and certificate of compliance](#) 

GoatMAP show, sale & exhibition venue audit form and certificate of compliance



GoatMAP show, sale & exhibition venue audit form and certificate of compliance



SheepMAP show, sale & exhibition venue audit form and certificate of compliance



SheepMAP show, sale & exhibition venue audit form and certificate of compliance

secure your farm: secure your future

Essentials

Farm inputs

People, vehicles & equipment

Production practices

Ferals & weeds

Farm outputs

Train, plan & record

Hotlines

Check your properties regularly and if you see anything unusual call:

Emergency Animal Disease Watch

Hotline: 1800 675 888

Exotic Plant Pest Hotline: 1800 084

881

About

About the Farm Biosecurity program

Plant Health Australia

Animal Health Australia

Farm Biosecurity

farmbiosecurity.com.au is part of the Farm Biosecurity Program; a joint initiative of Animal Health Australia (AHA) and Plant Health Australia (PHA) managed on behalf of members.

